

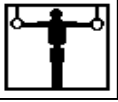







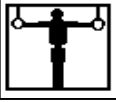



Rangliste Art Gymnastics

Teamwertung Junioren

Rang	Name	Jg													Total
			D	End	D	End	D	End	D	End	D	End	D	End	
1	Schweiz 2		39.80		37.00		39.00		42.90		40.10		38.25		237.05
	Eddy Yusof	94	5.2	13.90	4.5	13.10	5.0	13.65	6.2	14.55	5.5	14.35	4.7	12.45	82.00
	Christian Baumann	95	5.1	13.45	4.9	12.15	4.8	13.45	6.2	15.00	5.2	12.95	5.0	13.25	80.25
	Christian Kopp	95	4.7	12.45	4.5	11.75	3.9	11.45	5.4	12.90	4.7	12.80	4.5	12.55	73.90
	Janick Hitz	93	0.0	0.00	4.6	10.90	5.0	11.90	5.4	13.35	0.0	0.00	0.0	0.00	36.15
2	Schweiz 1		38.70		37.35		39.15		43.75		40.05		35.25		234.25
	Christopher Tomcik	93	5.2	12.35	4.3	10.75	5.1	13.75	5.4	14.35	5.2	12.70	3.8	9.70	73.60
	Janick Brunner	94	4.8	12.45	4.4	13.05	4.8	13.40	5.4	14.45	4.6	13.30	4.9	12.25	78.90
	Marco Walter	94	5.0	13.90	4.6	12.10	4.1	12.00	6.2	14.95	4.7	13.45	3.4	11.55	77.95
	Manuel Sutter	93	4.8	11.65	4.9	12.20	3.8	11.15	6.2	13.20	4.6	13.30	4.5	11.45	72.95
3	Deutschland DTB		40.10		35.35		38.25		43.45		37.30		35.55		230.00
	Felix Pohl	96	4.7	13.50	4.0	10.60	4.4	12.60	5.4	14.30	4.0	11.40	4.2	10.90	73.30
	Mike Hindermann	94	4.5	11.40	4.3	12.65	3.2	3.85	6.2	15.10	4.5	11.65	4.1	11.95	66.60
	Alexander Maier	94	4.6	13.20	3.9	10.35	4.9	12.95	3.8	11.40	4.5	12.45	4.1	11.75	72.10
	Christian Auer	93	4.7	13.40	4.5	12.10	4.9	12.70	5.4	14.05	4.7	13.20	4.7	11.85	77.30
4	Schweiz 3		39.50		34.30		34.10		43.95		39.55		35.15		226.55
	Kevin Schärer	95	4.8	13.05	4.4	11.20	4.8	12.80	5.4	14.25	4.9	13.20	4.4	11.80	76.30
	Manuel Kast	95	5.2	13.05	3.4	5.90	4.4	9.10	6.2	15.15	4.5	11.35	3.5	8.95	63.50
	Nicola Graber	95	5.0	13.00	4.6	11.70	4.0	12.20	5.4	13.90	4.7	13.15	4.1	10.20	74.15
	Taha Serhani	95	4.9	13.40	4.6	11.40	0.0	0.00	6.2	14.55	4.9	13.20	4.8	13.15	65.70
5	Schweden		38.80		32.80		34.90		41.90		38.25		35.70		222.35
	Christoffer Soos	94	4.5	12.40	4.0	11.40	3.9	12.20	5.4	12.70	3.8	11.85	3.4	11.35	71.90
	Pontus Kallanvaara	95	4.6	12.45	3.2	9.70	2.6	9.25	4.6	13.35	3.9	12.80	3.7	11.80	69.35
	Oskar Kirmes	95	5.0	13.70	4.1	11.70	3.7	12.40	5.4	14.10	4.5	13.20	4.2	12.50	77.60
	Carl Green	95	4.7	12.65	2.9	8.85	2.4	10.30	5.4	14.45	3.9	12.25	3.7	11.40	69.90

Rangliste Art Gymnastics

Teamwertung Junioren

Rang	Name	Jg													Total
			D	End	D	End	D	End	D	End	D	End	D	End	
6	Schweiz 4		38.75	32.35	35.80	41.05	36.60	33.00							217.55
	Jonas Munsch	97	4.5	12.95	3.3	10.80	3.9	11.95	4.0	12.55	4.3	12.70	4.1	10.30	71.25
	Benjamin Gischar	95	5.0	13.25	3.8	10.75	4.8	12.70	5.4	14.20	4.8	11.25	4.6	8.95	71.10
	Ramon Flori	97	4.3	12.55	4.1	9.00	3.8	11.15	4.0	12.35	4.4	12.65	3.6	10.90	68.60
	Richie Wanner	94	5.0	12.30	4.3	10.80	0.0	0.00	5.4	14.30	0.0	0.00	4.8	11.80	49.20
7	Polen		37.00	26.35	35.65	40.45	37.95	34.95							212.35
	Lukasz Borkowski	93	5.0	12.80	4.4	12.10	4.5	12.70	6.2	14.40	4.0	12.60	4.2	10.35	74.95
	Kamil Czajkowski	94	3.7	11.55	2.9	7.20	2.9	10.60	3.8	11.20	3.4	11.95	3.7	11.90	64.40
	Patryk Stencel	96	3.9	11.25	2.3	6.10	3.0	10.75	3.0	12.10	2.8	10.25	1.9	9.95	60.40
	Konrak Kacprzyk	96	4.4	12.65	3.3	7.05	4.7	12.20	5.4	13.95	4.5	13.40	4.4	12.70	71.95
8	Niederlande		36.10	29.65	35.20	39.10	36.35	33.25							209.65
	Nico Van den Boogaard	97	4.2	12.00	3.2	10.45	4.3	11.45	4.0	12.25	4.2	12.50	3.7	11.80	70.45
	Karl Kosztka	94	4.7	13.15	3.2	7.60	3.9	12.05	5.4	12.90	4.0	11.45	4.3	10.45	67.60
	Frank Rijken	96	0.0	0.00	4.5	11.60	3.8	11.70	5.4	13.45	0.0	0.00	0.0	0.00	36.75
	Guido Hendrixx	96	4.7	10.95	3.0	7.40	3.3	10.40	4.0	12.75	3.8	12.40	2.8	11.00	64.90
9	Deutschland SC Berlin		37.15	29.35	32.70	38.65	37.55	32.50							207.90
	Niklas Nithack	94	4.6	12.90	3.3	9.80	4.0	11.10	4.6	13.20	4.0	13.30	3.8	10.95	71.25
	Pavel Dykmann	96	4.4	11.50	3.5	10.15	3.1	10.20	4.6	13.40	4.0	12.60	3.0	10.45	68.30
	Nils Dunkel	97	4.3	11.85	3.7	9.40	4.4	10.55	3.8	10.90	4.1	11.20	2.5	11.10	65.00
	Marius Engler	98	4.0	12.40	3.4	9.35	3.0	11.05	4.0	12.05	3.4	11.65	3.1	9.95	66.45
10	Österreich		35.40	32.40	32.45	22.80	35.70	31.80							190.55
			0.0	0.00	0.0	0.00	0.0	0.00	0.0	0.00	0.0	0.00	0.0	0.00	0.00
	Fabio Sereinig	98	3.1	10.90	3.3	8.95	2.2	11.00	3.8	11.75	3.6	11.70	3.0	10.30	64.60
	Dirk Kathan	97	4.6	12.25	4.2	12.80	2.4	10.80	4.0	11.05	4.1	12.65	3.3	11.00	70.55
	David Kathan	97	4.3	12.25	3.3	10.65	2.4	10.65	0.0	0.00	3.9	11.35	3.3	10.50	55.40